



ASBK.COM.AU f t i y

Winton Motor Raceway : OFFICIAL TEST : April 11 & 12

SUPERBIKE

Wednesday Practice 1

Date: 12/04/17
 Event: P14
 Weather: Sunny - 15.8C
 Track: Dry - 33.0C

Started at: 09:40:12
 Laps: 30 Min
 Starters: 15
 Printed at: 13:48

CLASSIFICATION

Pos	No	Name	Machine	Fastest Lap	On Lap	Behind Prev	Behind Leader	Top Speed
1	1	Troy HERFOSS (QLD) / Crankt Protein Honda Racing / Honda Genuine / Pirelli / Alpinestars	Honda CBR RR	1:21.676	13 of 13			238
2	67	Bryan STARING (WA) / Crankt Protein Honda Racing / Honda Genuine / Pirelli / Alpinestars	Honda CBR RR	1:21.905	11 of 14	.229	.229	239
3	25	Daniel FALZON (SA) / JD Racing / Caterpillar / YRT / Slime Australia / Mainline Dynolog Dyno.	Yamaha YZF-R1	1:21.953	10 of 11	.048	.277	239
4	47	Wayne MAXWELL (VIC) / Yamaha Racing Team	Yamaha YZF-R1	1:22.041	6 of 11	.088	.365	241
5	24	Robert BUGDEN (QLD) / Kawasaki BCperformance / Kawasaki Motors Aust. / Iceberg Enterprises	Kawasaki ZX10R	1:22.463	6 of 20	.422	.787	243
6	178	Michael BLAIR (NSW) / Yamaha YRT / Gosford Classic Car Museum / Ipone / YMI / John Singleton Grp	Yamaha YZF-R1	1:22.607	11 of 11	.144	.931	244
7	21	Josh WATERS (VIC) / Team Suzuki ECSTAR / AirRoad / Pirelli / Swann Ins. / Pepper Money	Suzuki GSX-R	1:22.771	8 of 12	.164	1.095	246
8	56	Troy GUENTHER (QLD) / Saint Unbreakable / BMW	BMW S RR	1:22.830	9 of 11	.059	1.154	247
9	83	Kyle BUCKLEY (QLD) / Kawasaki BCperformance / Kawasaki Motors Aust. / Iceberg Enterprises	Kawasaki ZX10R	1:22.872	9 of 18	.042	1.196	243
10	20	Alex PHILLIS (VIC) / Apex Civil / Arnolds Fruit Market	Yamaha YZF-R1	1:23.401	3 of 8	.529	1.725	244
11	50	Callum SPRIGGS (QLD) / Ducati Aust. / QBE Insurance / Pirelli / Motul / Gibson Freight / INOX	Ducati Panigale	1:23.646	6 of 16	.245	1.970	241
12	12	Matt WALTERS (NSW) / Swann Insurance / Kawasaki Aust. / Repsol / Rover Coaches / RST / Raceart	Kawasaki ZX10R	1:23.831	9 of 10	.185	2.155	240
13	68	Mitch LEVY (NSW) / ATR / YRD	Yamaha YZF-R1	1:24.191	14 of 14	.360	2.515	241
14	65	Cru HALLIDAY (NSW) / Yamaha Finance / Yamaha Insurance / Ipone	Yamaha YZF-R1	1:24.938	8 of 8	.747	3.262	236
15	22	Trent GIBSON (VIC)	Yamaha YZF-R1	1:27.210	13 of 13	2.272	5.534	234

Current best lap for SBK class - 1:20.405 by Troy HERFOSS (NSW) on a Honda CBR RR SP set on 22/09/16



Scott Laing
 Chief Time Keeper - Scott Laing

Clerk of Course - Simon Maas

Computime Race Timing Systems Pty Ltd © 1996
 Licensed to Computime Race Timing Systems

www.computime.com.au

COMPUTIME RACE TIMING SYSTEMS PTY LTD





ASBK.COM.AU f t i y

Winton Motor Raceway : OFFICIAL TEST : April 11 & 12

SUPERBIKE

Wednesday Practice 1

Date: 12/04/17
 Event: P14
 Weather: Sunny - 15.8C
 Track: Dry - 33.0C



Started at: 09:40:12
 Laps: 30 Min
 Starters: 15
 Printed at: 13:48

LAP TIMES

No	Name	Lap 1	Lap 2	Lap 3	Lap 4	Lap 5	Lap 6	Lap 7	Lap 8	Lap 9	Lap 10
1	Troy HERFOSS (QLD)	1:35.773	1:23.758	1:23.334	1:23.063	1:23.553	1:23.874	5:07.643	1:28.648	1:21.780	1:21.801
10		1:21.901	1:22.014	1:21.676							
12	Matt WALTERS (NSW)	1:44.334	1:24.440	1:24.102	1:25.568	9:01.716	1:49.796	1:31.936	1:24.515	1:23.831	1:24.121
20	Alex PHILLIS (VIC)	1:32.603	1:24.256	1:23.401	8:45.896	1:31.669	1:23.510	1:23.636	1:23.752		
21	Josh WATERS (VIC)	1:41.772	1:24.525	1:23.422	1:22.927	8:33.850	1:33.415	1:23.616	1:22.771	1:28.037	3:11.608
10		1:30.450	1:24.440								
22	Trent GIBSON (VIC)	1:36.221	3:44.678	1:35.805	1:27.504	1:28.582	1:27.477	3:56.535	1:35.936	1:27.701	1:27.307
10		4:37.848	1:34.257	1:27.210							
24	Robert BUGDEN (QLD)	1:36.673	1:25.137	1:23.993	1:23.270	1:22.607	1:22.463	1:22.664	1:22.689	1:22.464	1:22.651
10		1:23.746	1:24.824	1:23.339	1:23.316	1:23.638	1:23.537	1:24.999	1:24.331	1:24.411	1:23.724
25	Daniel FALZON (SA)	1:36.027	1:25.616	1:23.831	1:23.133	11:14.208	1:32.897	1:23.226	1:22.700	1:23.970	1:21.953
10		1:22.116									
47	Wayne MAXWELL (VIC)	1:37.937	1:22.891	1:22.285	3:04.915	1:29.994	1:22.041	1:22.321	8:15.657	1:31.347	1:23.186
10		1:23.348									
50	Callum SPRIGGS (QLD)	1:36.366	1:25.796	1:24.403	1:23.922	1:23.949	1:23.646	1:28.817	1:24.576	4:33.090	1:41.991
10		1:25.028	1:24.627	1:24.623	2:51.289	1:34.582	1:26.433				
56	Troy GUENTHER (QLD)	1:40.876	1:25.391	1:23.959	1:23.538	1:23.430	9:06.914	1:28.401	1:25.745	1:22.830	2:41.565
10		4:07.543									
65	Cru HALLIDAY (NSW)	3:13.226	1:43.341	1:26.122	3:21.526	1:32.224	9:18.289	1:33.013	1:24.938		
67	Bryan STARING (WA)	3:57.057	1:35.144	1:23.749	1:23.414	1:23.470	5:05.868	1:37.431	1:22.483	1:22.803	1:22.100
10		1:21.905	5:54.047	1:37.552	1:23.436						
68	Mitch LEVY (NSW)	1:34.830	1:26.752	1:25.623	1:24.973	1:24.477	5:42.528	1:31.620	1:25.209	1:24.899	2:29.427
10		1:28.308	1:24.601	1:24.460	1:24.191						
83	Kyle BUCKLEY (QLD)	1:35.605	1:25.905	1:24.183	1:24.393	1:23.295	1:23.408	1:23.072	1:23.314	1:22.872	1:22.909
10		1:23.381	1:22.949	1:23.800	1:24.437	4:22.177	1:37.872	1:25.201	1:24.842		
178	Michael BLAIR (NSW)	1:41.947	1:24.414	1:23.674	1:23.572	2:49.300	1:27.905	1:22.767	1:22.681	3:04.292	1:27.664
10		1:22.607									

Spott Laing
 Chief Time Keeper - Spott Laing

Clerk of Course - Simon Maas



Computime Race Timing Systems Pty Ltd © 1996
 Licensed to Computime Race Timing Systems

www.computime.com.au

COMPUTIME RACE TIMING SYSTEMS PTY LTD



ASBK.COM.AU f t i y

Winton Motor Raceway : OFFICIAL TEST : April 11 & 12

SUPERBIKE

Wednesday Practice 1

Date: 12/04/17
 Event: P14
 Weather: Sunny - 15.8C
 Track: Dry - 33.0C


Started at: 09:40:12
 Laps: 30 Min
 Starters: 15
 Printed at: 13:48

SPLIT TIMES

Lap	Split 1	Split 2	Split 3	Split 4	Lap Time	Spd	Lap	Split 1	Split 2	Split 3	Split 4	Lap Time	Spd
1 Troy HERFOSS (QLD) (1st)							6	17.579	16.052	32.192	27.592	1:33.415 P	
1	17.804	16.790	33.466	27.713	1:35.773 P		7	11.684	14.157	30.448	27.327	1:23.616	244
2	11.678	14.353	30.753	26.974	1:23.758	234	8	11.437	14.098	30.273	26.963	1:22.771	246
3	11.413	14.285	30.752	26.884	1:23.334	235	9	13.447	16.380	31.056	27.154	1:28.037	245
4	11.314	14.262	30.453	27.034	1:23.063	236	10	11.507	14.094	30.259	2:15.748	3:11.608	244
5	11.473	14.466	30.593	27.021	1:23.553	235	11	16.163	15.367	31.422	27.498	1:30.450 P	
6	11.493	14.440	30.639	27.302	1:23.874	235	12	11.792	14.435	30.747	27.466	1:24.440	243
7	12.559	16.727	35.030	4:03.327	5:07.643	234	22 Trent GIBSON (VIC) (15th)						
8	16.545	14.475	30.590	27.038	1:28.648 P		1	17.006	16.241	34.012	28.962	1:36.221 P	
9	11.381	13.987	29.912	26.500	1:21.780	236	2	12.454	15.665	33.161	2:43.398	3:44.678	232
10	11.239	13.964	29.906	26.692	1:21.801	238	3	19.313	15.498	32.516	28.478	1:35.805 P	
11	11.231	13.999	29.977	26.694	1:21.901	235	4	12.134	15.085	32.101	28.184	1:27.504	231
12	11.391	14.142	29.914	26.567	1:22.014	235	5	12.194	15.169	32.837	28.382	1:28.582	232
13	11.189	14.010	29.905	26.572	1:21.676	236	6	11.985	15.095	32.162	28.235	1:27.477	233
12 Matt WALTERS (NSW) (12th)							7	12.085	15.255	32.512	2:56.683	3:56.535	234
1	24.880	17.885	33.123	28.446	1:44.334 P		8	18.561	15.930	32.843	28.602	1:35.936 P	
2	11.850	14.573	30.711	27.306	1:24.440	236	9	12.311	14.999	32.200	28.191	1:27.701	232
3	11.661	14.380	30.711	27.350	1:24.102	239	10	12.129	14.813	31.932	28.433	1:27.307	233
4	12.175	14.542	31.218	27.633	1:25.568	238	11	12.125	15.450	33.593	3:36.680	4:37.848	232
5	11.884	14.588	31.966	8:03.278	9:01.716	237	12	17.839	15.624	32.440	28.354	1:34.257 P	
6	19.006	19.947	39.537	31.306	1:49.796 P		13	12.329	15.027	31.989	27.865	1:27.210	226
7	13.388	17.980	32.713	27.855	1:31.936	231	24 Robert BUGDEN (QLD) (5th)						
8	11.775	14.411	30.688	27.641	1:24.515	240	1	18.852	16.383	32.811	28.627	1:36.673 P	
9	11.553	14.323	30.629	27.326	1:23.831	236	2	12.199	14.390	31.028	27.520	1:25.137	237
10	11.670	14.369	30.735	27.347	1:24.121	238	3	11.662	14.329	30.676	27.326	1:23.993	242
20 Alex PHILLIS (VIC) (10th)							4	11.692	13.996	30.325	27.257	1:23.270	241
1	16.065	15.188	33.065	28.285	1:32.603 P		5	11.420	13.939	30.161	27.087	1:22.607	243
2	11.902	14.422	30.795	27.137	1:24.256	243	6	11.501	13.940	30.062	26.960	1:22.463	240
3	11.755	14.230	30.581	26.835	1:23.401	244	7	11.598	13.977	30.026	27.063	1:22.664	241
4	12.003	15.175	36.835	7:41.883	8:45.896	243	8	11.453	14.037	30.163	27.036	1:22.689	241
5	17.227	15.347	31.512	27.583	1:31.669 P		9	11.450	13.953	30.028	27.033	1:22.464	241
6	11.611	14.261	30.547	27.091	1:23.510	244	10	11.546	14.058	30.180	26.867	1:22.651	240
7	11.628	14.255	30.533	27.220	1:23.636	244	11	11.508	13.959	30.393	27.886	1:23.746	241
8	11.538	14.316	30.582	27.316	1:23.752	243	12	12.467	14.686	30.432	27.239	1:24.824	239
21 Josh WATERS (VIC) (7th)							13	11.551	14.124	30.297	27.367	1:23.339	241
1	20.528	17.292	35.199	28.753	1:41.772 P		14	11.611	14.191	30.348	27.166	1:23.316	240
2	11.927	14.449	30.906	27.243	1:24.525	243	15	11.592	14.229	30.336	27.481	1:23.638	240
3	11.603	14.153	30.641	27.025	1:23.422	244	16	11.530	14.305	30.310	27.392	1:23.537	241
4	11.433	14.101	30.336	27.057	1:22.927	246	17	11.797	14.655	30.734	27.813	1:24.999	239
5	12.560	14.749	30.403	7:36.138	8:33.850	243	18	11.615	14.527	30.579	27.610	1:24.331	238
							19	11.606	14.579	30.638	27.588	1:24.411	241

Spott
 Chief Time Keeper - Spott Laing

Clerk of Course - Simon Maas



Computime Race Timing Systems Pty Ltd © 1996
 Licensed to Computime Race Timing Systems

www.computime.com.au

COMPUTIME RACE TIMING SYSTEMS PTY LTD



ASBK.COM.AU f t i y

Winton Motor Raceway : OFFICIAL TEST : April 11 & 12

SUPERBIKE

Wednesday Practice 1

Date: 12/04/17
 Event: P14
 Weather: Sunny - 15.8C
 Track: Dry - 33.0C



Started at: 09:40:12
 Laps: 30 Min
 Starters: 15
 Printed at: 13:48

SPLIT TIMES

Lap	Split 1	Split 2	Split 3	Split 4	Lap Time	Spd	Lap	Split 1	Split 2	Split 3	Split 4	Lap Time	Spd
20	11.510	14.450	30.339	27.425	1:23.724	240	15	17.977	15.645	32.787	28.173	1:34.582 P	
							16	12.018	14.792	31.636	27.987	1:26.433	233
25 Daniel FALZON (SA) (3rd)							56 Troy GUENTHER (QLD) (8th)						
1	16.683	16.120	34.007	29.217	1:36.027 P		1	19.980	16.692	34.737	29.467	1:40.876 P	
2	12.054	14.637	31.378	27.547	1:25.616	236	2	11.998	14.540	31.261	27.592	1:25.391	242
3	11.665	14.234	30.784	27.148	1:23.831	237	3	11.593	14.194	30.894	27.278	1:23.959	244
4	11.590	14.210	30.219	27.114	1:23.133	238	4	11.539	14.098	30.761	27.140	1:23.538	244
5	11.431	14.772	35.382	10:12.623	11:14.208	237	5	11.514	14.106	30.655	27.155	1:23.430	247
6	17.118	15.820	32.031	27.928	1:32.897 P		6	12.955	15.037	32.024	8:06.898	9:06.914	245
7	11.689	14.227	30.472	26.838	1:23.226	235	7	15.537	14.566	31.030	27.268	1:28.401 P	
8	11.505	14.055	30.129	27.011	1:22.700	238	8	12.053	14.566	32.017	27.109	1:25.745	244
9	11.397	14.066	31.180	27.327	1:23.970	238	9	11.521	13.901	30.525	26.883	1:22.830	244
10	11.391	13.879	29.928	26.755	1:21.953	237	10	11.838	14.875	32.115	1:42.737	2:41.565	245
11	11.317	13.914	30.056	26.829	1:22.116	239	11	31.356	15.033	32.476	2:48.678	4:07.543 P	
47 Wayne MAXWELL (VIC) (4th)							65 Cru HALLIDAY (NSW) (14th)						
1	23.097	15.375	31.989	27.476	1:37.937 P		1					3:13.226	
2	11.458	14.052	30.384	26.997	1:22.891	238	2	25.571	16.706	32.801	28.263	1:43.341 P	
3	11.328	14.032	30.095	26.830	1:22.285	239	3	12.028	14.637	31.588	27.869	1:26.122	235
4	11.951	14.632	30.742	2:07.590	3:04.915	241	4	11.916	14.507	31.551	2:23.552	3:21.526	236
5	18.369	14.311	30.293	27.021	1:29.994 P		5	16.757	15.368	32.058	28.041	1:32.224 P	
6	11.296	13.993	30.009	26.743	1:22.041	240	6	11.931	14.845	36.969	8:14.544	9:18.289	236
7	11.363	14.026	30.050	26.882	1:22.321	240	7	16.589	15.575	32.635	28.214	1:33.013 P	
8	11.370	14.024	29.907	7:20.356	8:15.657	239	8	11.879	14.258	31.363	27.438	1:24.938	236
9	18.121	15.493	30.592	27.141	1:31.347 P								
10	11.542	14.201	30.375	27.068	1:23.186	240							
11	11.357	14.337	30.284	27.370	1:23.348	240	67 Bryan STARING (WA) (2nd)						
							1	19.432	15.815	34.713	2:47.097	3:57.057 P	
							2	17.966	18.255	31.258	27.665	1:35.144 P	
							3	11.893	14.255	30.547	27.054	1:23.749	235
							4	11.560	14.251	30.486	27.117	1:23.414	238
							5	11.617	14.233	30.387	27.233	1:23.470	237
							6	11.670	14.317	31.744	4:08.137	5:05.868	237
							7	20.659	18.802	30.815	27.155	1:37.431 P	
							8	11.513	14.047	30.091	26.832	1:22.483	238
							9	11.399	14.220	30.230	26.954	1:22.803	237
							10	11.426	13.946	30.001	26.727	1:22.100	238
							11	11.369	13.890	29.944	26.702	1:21.905	238
							12	12.135	15.163	31.126	4:55.623	5:54.047	239
							13	22.024	15.965	31.786	27.777	1:37.552 P	
							14	11.772	14.246	30.246	27.172	1:23.436	237
							68 Mitch LEVY (NSW) (13th)						

Spott
 Chief Time Keeper - Spott Laing

Clerk of Course - Simon Maas



Computime Race Timing Systems Pty Ltd © 1996
 Licensed to Computime Race Timing Systems

www.computime.com.au

COMPUTIME RACE TIMING SYSTEMS PTY LTD



ASBK.COM.AU f t i y

Winton Motor Raceway : OFFICIAL TEST : April 11 & 12

SUPERBIKE

Wednesday Practice 1

Date: 12/04/17
 Event: P14
 Weather: Sunny - 15.8C
 Track: Dry - 33.0C

Started at: 09:40:12
 Laps: 30 Min
 Starters: 15
 Printed at: 13:48

SPLIT TIMES

Lap	Split 1	Split 2	Split 3	Split 4	Lap Time	Spd	Lap	Split 1	Split 2	Split 3	Split 4	Lap Time	Spd
1	16.694	15.771	33.328	29.037	1:34.830 P		10	<u>11.291</u>	<u>14.045</u>	<u>30.437</u>	27.136	1:22.909	241
2	12.241	14.922	31.539	28.050	1:26.752	235	11	11.346	14.136	30.785	27.114	1:23.381	243
3	11.957	14.618	31.223	27.825	1:25.623	237	12	11.328	14.066	30.659	<u>26.896</u>	1:22.949	240
4	11.707	14.508	31.111	27.647	1:24.973	236	13	11.407	14.253	30.704	27.436	1:23.800	242
5	<u>11.573</u>	<u>14.364</u>	30.858	27.682	1:24.477	240	14	11.479	14.362	31.396	27.200	1:24.437	243
6	11.798	14.491	32.068	4:44.171	5:42.528	239	15	11.686	17.233	42.726	3:10.532	4:22.177	242
7	16.614	15.273	31.557	28.176	1:31.620 P		16	19.578	16.500	33.516	28.278	1:37.872 P	
8	11.724	14.653	31.008	27.824	1:25.209	238	17	11.987	14.545	31.238	27.431	1:25.201	239
9	11.865	14.479	30.828	27.727	1:24.899	239	18	11.514	14.602	31.277	27.449	1:24.842	242
10	11.838	14.789	31.676	1:31.124	2:29.427	238							
11	15.160	14.731	30.862	27.555	1:28.308 P								
12	11.843	14.430	30.831	27.497	1:24.601	239	178 Michael BLAIR (NSW) (6th)						
13	11.670	14.375	30.960	<u>27.455</u>	1:24.460	239	1	24.734	16.062	32.728	28.423	1:41.947 P	
14	11.609	14.452	<u>30.637</u>	27.493	<u>1:24.191</u>	241	2	12.012	14.453	30.629	27.320	1:24.414	241
							3	11.564	14.224	30.622	27.264	1:23.674	243
							4	11.719	14.215	30.476	27.162	1:23.572	243
							5	11.610	14.282	30.776	1:52.632	2:49.300	243
83 Kyle BUCKLEY (QLD) (9th)							6	15.981	14.433	30.335	27.156	1:27.905 P	
1	17.279	16.479	33.284	28.563	1:35.605 P		7	11.618	14.142	30.049	26.958	1:22.767	243
2	12.112	14.852	31.532	27.409	1:25.905	237	8	<u>11.541</u>	<u>14.109</u>	30.103	26.928	1:22.681	243
3	11.548	14.339	30.945	27.351	1:24.183	242	9	12.744	16.195	34.543	2:00.810	3:04.292	244
4	11.506	14.641	30.652	27.594	1:24.393	242	10	15.527	14.481	30.487	27.169	1:27.664 P	
5	11.488	14.206	30.554	27.047	1:23.295	242	11	11.592	14.154	<u>30.020</u>	<u>26.841</u>	<u>1:22.607</u>	244
6	11.436	14.193	30.687	27.092	1:23.408	242							
7	11.365	14.219	30.527	26.961	1:23.072	242							
8	11.383	14.224	30.700	27.007	1:23.314	241							
9	11.376	14.104	30.477	26.915	<u>1:22.872</u>	242							



Scott Laing
 Chief Time Keeper - Scott Laing

Clerk of Course - Simon Maas

Computime Race Timing Systems Pty Ltd © 1996
 Licensed to Computime Race Timing Systems

www.computime.com.au

COMPUTIME RACE TIMING SYSTEMS PTY LTD





ASBK.COM.AU f t i y

Winton Motor Raceway : OFFICIAL TEST : April 11 & 12

SUPERBIKE

Wednesday Practice 1

Date: 12/04/17
 Event: P14
 Weather: Sunny - 15.8C
 Track: Dry - 33.0C

Started at: 09:40:12
 Laps: 30 Min
 Starters: 15
 Printed at: 13:48

FASTEST LAPS SEQUENCE

Race Time	No	Name	Machine	Fastest Lap	On Lap
1:44.740	25	Daniel FALZON (SA)	Yamaha YZF-R1	1:36.027	1
1:54.348	1	Troy HERFOSS (QLD)	Honda CBR RR	1:35.773	1
2:14.382	20	Alex PHILLIS (VIC)	Yamaha YZF-R1	1:32.603	1
3:10.356	25	Daniel FALZON (SA)	Yamaha YZF-R1	1:25.616	2
3:18.106	1	Troy HERFOSS (QLD)	Honda CBR RR	1:23.758	2
4:41.440	1	Troy HERFOSS (QLD)	Honda CBR RR	1:23.334	3
5:09.225	47	Wayne MAXWELL (VIC)	Yamaha YZF-R1	1:22.891	2
6:31.510	47	Wayne MAXWELL (VIC)	Yamaha YZF-R1	1:22.285	3
12:28.460	47	Wayne MAXWELL (VIC)	Yamaha YZF-R1	1:22.041	6
16:50.001	1	Troy HERFOSS (QLD)	Honda CBR RR	1:21.780	9
22:17.393	1	Troy HERFOSS (QLD)	Honda CBR RR	1:21.676	13



Spott Laing
 Chief Time Keeper - Spott Laing

Clerk of Course - Simon Maas

Computime Race Timing Systems Pty Ltd © 1996
 Licensed to Computime Race Timing Systems

www.computime.com.au

COMPUTIME RACE TIMING SYSTEMS PTY LTD





ASBK.COM.AU f t i y

Winton Motor Raceway : OFFICIAL TEST : April 11 & 12

SUPERBIKE

Wednesday Practice 1

Date: 12/04/17
 Event: P14
 Weather: Sunny - 15.8C
 Track: Dry - 33.0C


Started at: 09:40:12
 Laps: 30 Min
 Starters: 15
 Printed at: 13:48

BEST PARTIAL TIMES

Pos	Split 1		Split 2		Split 3		Split 4		LAP		Ideal	Fastest
	Name	Time	Name	Time	Name	Time	Name	Time	Name	Time		
1	T. HERFOSS	11.189	D. FALZON	13.879	T. HERFOSS	29.905	T. HERFOSS	26.500	T. HERFOSS	1:21.558	1:21.676	
2	K. BUCKLEY	11.291	B. STARING	13.890	W. MAXWELL	29.907	B. STARING	26.702	D. FALZON	1:21.879	1:21.953	
3	W. MAXWELL	11.296	T. GUENTHER	13.901	D. FALZON	29.928	W. MAXWELL	26.743	B. STARING	1:21.905	1:21.905	
4	D. FALZON	11.317	R. BUGDEN	13.939	B. STARING	29.944	D. FALZON	26.755	W. MAXWELL	1:21.939	1:22.041	
5	B. STARING	11.369	T. HERFOSS	13.964	M. BLAIR	30.020	A. PHILLIS	26.835	R. BUGDEN	1:22.252	1:22.463	
6	R. BUGDEN	11.420	W. MAXWELL	13.993	R. BUGDEN	30.026	M. BLAIR	26.841	M. BLAIR	1:22.511	1:22.607	
7	J. WATERS	11.433	K. BUCKLEY	14.045	J. WATERS	30.259	R. BUGDEN	26.867	K. BUCKLEY	1:22.669	1:22.872	
8	T. GUENTHER	11.514	J. WATERS	14.094	K. BUCKLEY	30.437	T. GUENTHER	26.883	J. WATERS	1:22.749	1:22.771	
9	A. PHILLIS	11.538	M. BLAIR	14.109	T. GUENTHER	30.525	K. BUCKLEY	26.896	T. GUENTHER	1:22.823	1:22.830	
10	M. BLAIR	11.541	A. PHILLIS	14.230	A. PHILLIS	30.533	J. WATERS	26.963	A. PHILLIS	1:23.136	1:23.401	
11	M. WALTERS	11.553	C. SPRIGGS	14.247	C. SPRIGGS	30.601	C. SPRIGGS	27.130	C. SPRIGGS	1:23.580	1:23.646	
12	M. LEVY	11.573	C. HALLIDAY	14.258	M. WALTERS	30.629	M. WALTERS	27.306	M. WALTERS	1:23.811	1:23.831	
13	C. SPRIGGS	11.602	M. WALTERS	14.323	M. LEVY	30.637	C. HALLIDAY	27.438	M. LEVY	1:24.029	1:24.191	
14	C. HALLIDAY	11.879	M. LEVY	14.364	C. HALLIDAY	31.363	M. LEVY	27.455	C. HALLIDAY	1:24.938	1:24.938	
15	T. GIBSON	11.985	T. GIBSON	14.813	T. GIBSON	31.932	T. GIBSON	27.865	T. GIBSON	1:26.595	1:27.210	

Scott Laing
 Chief Time Keeper - Scott Laing

Clerk of Course - Simon Maas



Computime Race Timing Systems Pty Ltd © 1996
 Licensed to Computime Race Timing Systems

www.computime.com.au

COMPUTIME RACE TIMING SYSTEMS PTY LTD